

# Boral STEEL

STONE COATED ROOFING

Boral Roofing  
Build something great™





# BEAUTIFUL STRONG LONG-LASTING


Boral Steel® Stone Coated Roofing offers five distinct profiles that will enhance the curb appeal and value of any home while **providing durability, performance and protection that will last.**

 50-Year Limited Warranty\*

 Fire Resistant\* Materials

 Hail Stone Penetration Warranty\*


 Lightweight 1.5-lbs/sq-ft.

 120 mph Wind Warranty\*

 Energy-Efficient Above-Sheathing Ventilation\*

THE ROOF  
ELEVATES YOUR  
HOME AESTHETIC

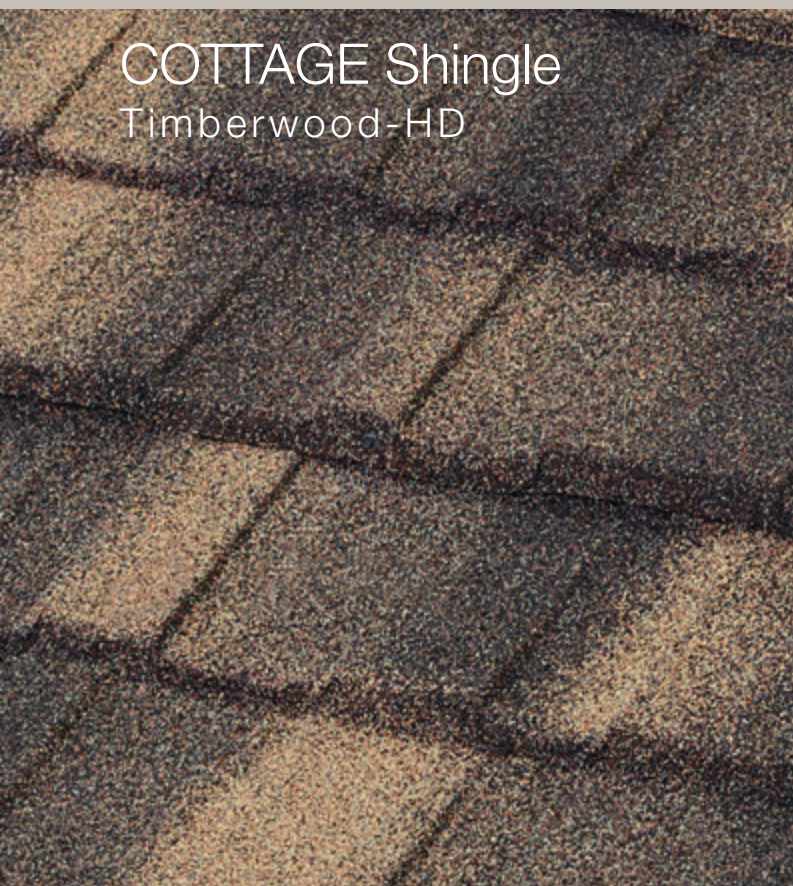
PINE-CREST Shake  
Ironwood



stately

THE ROOF  
IS YOUR HOME'S  
FIRST IMPRESSION

COTTAGE Shingle  
Timberwood-HD



welcoming

THE ROOF BECOMES  
AN IMPORTANT PART  
OF YOUR HOME'S  
COLOR SCHEME

GRANITE-RIDGE Shingle  
Timberwood



natural

THE ROOF  
DEFINES YOUR  
HOME'S CHARACTER

BARREL-VAULT TILE  
Barcelona



authentic

THE ROOF  
PROTECTS YOUR  
HOME FROM  
THE ELEMENTS

PACIFIC Tile  
Barclay



durable

Feel well-protected  
from the elements.



# safe



## Hail Impact Tested Roofing

All Boral Steel® panels provide Class 4 Hail Impact Resistant rated performance<sup>1</sup>, the best rating available for roofing products. Our material is warranted for hail up to 2-1/2" inches in diameter and winds up to 120 mph<sup>2</sup>, helping protect your home while adding peace of mind. According to an April 2015 analysis by State Farm, hail and wind damage cost the insurer and its policy holders more than \$2.4 billion in 2014<sup>3</sup>.

<sup>1</sup>Refer to the Hail testing under Resources on [www.BoralRoof.com](http://www.BoralRoof.com)

<sup>2</sup>Refer to the Warranty section at [www.BoralRoof.com](http://www.BoralRoof.com) for details

<sup>3</sup>State Farm Ranks Top States for Hail Losses - 2014 - <https://www.claimsjournal.com/news/national/2015/04/13/262782.htm>



# Reroofing Features & Benefits



50 YEAR LIMITED WARRANTY



120 MPH WIND WARRANTY



HAIL STONE PENETRATION  
WARRANTY CLASS-4  
IMPACT RATED



LIGHTWEIGHT 1.5-LBS/SQ-FT.



FIRE RESISTANT MATERIALS



ENERGY-EFFICIENT  
ABOVE-SHEATHING  
VENTILATION




## Beautifully Efficient

Whatever the style, color or finish of your current roof, a Boral Steel<sup>®</sup> Stone Coated roof can further enhance the appearance of your home. Whether you want the look of shingle, clay tile, cedar shake or slate, you can select a Boral Steel<sup>®</sup> roof that will highlight the beauty and increase the efficiency of your home. It will look beautiful for decades to come and requires little to no maintenance to provide a lasting improvement to your home's curb appeal.

A photograph of an asphalt shingle roof. A red heat source is mounted on a wooden batten above the roof. The shingles are brown and layered. A circular callout box is overlaid on the right side of the image.

Asphalt Shingle

**147°**  
attic temperature\*

A photograph of a Direct-to-Deck Stone-Coated Roofing System. A red heat source is mounted on a wooden batten above the roof. The roofing material is a corrugated metal with a stone-coated finish. A circular callout box is overlaid on the right side of the image.


Direct-to-Deck  
Stone-Coated  
Roofing System

**89°**  
Attic Temperature<sup>1</sup>

# Why Steel?

## Energy-Efficient

Attic temperatures measured using identical heat sources simulating the sun's radiation comparing Boral Steel® Stone Coated Roof System with Above Sheathing Ventilation (ASV) to a common asphalt shingle installation. The result is less heat in the attic and lower energy bills.



# PINE-CREST

Engineered to replicate hand-split wood shake with the durability of steel.

Shake

AVAILABLE COLORS



COUNTRY BLEND  
4DAP93145SF



IRONWOOD  
4DAP95325SF



BARCLAY  
4DAP93185SF



CHARCOAL  
4DAP9104000



TIMBERWOOD  
4DAP93225SF



GOLD RIVER  
4DAP93245SF

The printed colors shown in this brochure may vary from actual available tile colors. Always use actual product samples for color selection.




# COTTAGE | shingle

Enhanced High-Definition two color blend that creates a clean, classic mid-profile shingle look.




TIMBERWOOD-HD  
4DCP93225HD



BARCLAY-HD  
4DCP93185HD



IRONWOOD-HD  
4DCP95325HD



CHARCOAL-HD  
4DCP91040HD

The printed colors shown in this brochure may vary from actual available tile colors. Always use actual product samples for color selection.



# GRANITE-RIDGE | Shingle

A low-profile high wind resistant shingle that adds long-life and beauty.



ENGLISH SUEDE  
4DBP90400SF



IRONWOOD  
4DBP95325SF



BARCLAY  
4DBP93185SF



CHARCOAL  
4DBP9104000



TIMBERWOOD  
4DBP93225SF

AVAILABLE COLORS

The printed colors shown in this brochure may vary from actual available tile colors. Always use actual product samples for color selection.



# BARREL-VAULT | Tile

The traditional look of High-Barrel Spanish tile that enhances your home's curb appeal.

AVAILABLE COLORS



SUNSET GOLD  
4DDP96165SF



BARCELONA  
4DDP97335SF



SANTA FE  
4DDP96185SF



TIMBERWOOD  
4DDP93225SF




SPANISH RED  
4DDP9732500



BARCLAY  
4DDP93185SF



CHARCOAL  
4DDP9104000



DOVER\*  
4DDP9815000

REGIONAL COLOR

\*Contact Customer Service to verify availability and confirm the FOB point.


The printed colors shown in this brochure may vary from actual available tile colors. Always use actual product samples for color selection.



# PACIFIC

Tile

Mediterranean Villa, medium profile tile that emulates the traditional style of southern Europe.




SPANISH RED  
4DEP9732500



BARCLAY  
4DEP93185SF



TIMBERWOOD  
4DEP93225SF



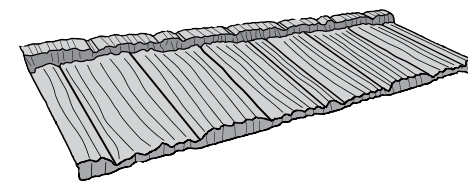
CHARCOAL  
4DEP9104000

AVAILABLE COLORS




The printed colors shown in this brochure may vary from actual available tile colors. Always use actual product samples for color selection.









# SELECT COLOR COMBINATIONS



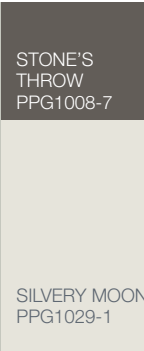





## PINE-CREST Shake SELECT COLOR COMBINATIONS




ROOF	BODY	ACCENTS
		
COUNTRY BLEND	CRUSHED SILK PPG1024-3	PATCHES PPG1024-6  FRESH BASIL PPG1127-7




ROOF	BODY	ACCENTS
		
TIMBERWOOD	BALSAM PPG1128-4	FRIAR'S BROWN PPG1024-7  THYME GREEN PPG1128-6

ROOF	BODY	ACCENTS
		
TIMBERWOOD	SILVER DOLLAR PPG1022-3	ATRIUM WHITE PPG1020-1  CURLW PPG1021-6

ROOF	BODY	ACCENTS
		
IRONWOOD	SILENT STORM PPG1033-3	STONE'S THROW PPG1008-7  SILVERY MOON PPG1029-1

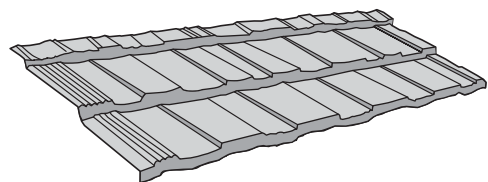
ROOF	BODY	ACCENTS
		
IRONWOOD	BONE WHITE PPG1085-2	FELDSPAR PPG1038-5  DISCOVER PPG1021-3

ROOF	BODY	ACCENTS
		
CHARCOAL	ATRIUM WHITE PPG1020-1	COOL CHARCOAL PPG1007-6  HAT BOX BROWN PPG1085-6

ROOF	BODY	ACCENTS
		
CHARCOAL	COMMERCIAL WHITE PPG1025-1	SERIOUSLY SAND PPG1085-3  CHALKY BLUE PPG1153-5

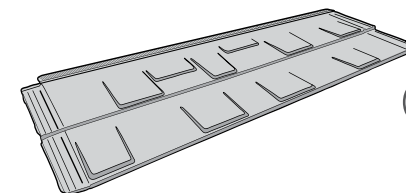
The printed colors shown in this brochure may vary from actual available tile colors. Always use actual product samples for color selection.





# COTTAGE Shingle

SELECT COLOR COMBINATIONS



# GRANITE-RIDGE Shingle

SELECT COLOR COMBINATIONS

ROOF	BODY	ACCENTS
BARCLAY-HD	BONE WHITE PPG1085-2	GRAY MARBLE PPG1002-4 HORSERADISH PPG1086-1

ROOF	BODY	ACCENTS
ENGLISH SUEDE	SKY SPLASH PPG1037-2	CARAVEL BROWN PPG1079-6 COLONIAL WHITE PPG1097-1

ROOF	BODY	ACCENTS
IRONWOOD -HD	BLANK CANVAS PPG1085-1	MOSS ROCK PPG1032-7 SAUTEED MUSHROOM PPG1085-5

ROOF	BODY	ACCENTS
IRONWOOD -HD	SOLSTICE PPG1010-3	FOG PPG1010-2 BURNING BUSH PPG1057-7

ROOF	BODY	ACCENTS
BARCLAY	PRAIRIE WINDS PPG1111-1	SARSAPARILLA PPG1018-7 MY ALIBI PPG1018-2

ROOF	BODY	ACCENTS
BARCLAY	BEST BEIGE PPG1085-4	SHEBANG PPG1127-5 BLANK CANVAS PPG1085-1

ROOF	BODY	ACCENTS
TIMBERWOOD-HD	OFF WHITE PPG1024-1	ARTILLERY PPG1008-6 CARAMEL KISS PPG1083-6

ROOF	BODY	ACCENTS
TIMBERWOOD -HD	EIFFEL TOWER PPG1022-5	STONE'S THROW PPG1008-7 HOURGLASS PPG1022-1

ROOF	BODY	ACCENTS
TIMBERWOOD	ALMOND CREAM PPG1086-3	ENDURING ICE PPG1102-1 BURNING BUSH PPG 1057-7

ROOF	BODY	ACCENTS
TIMBERWOOD	LITTLE LAMB PPG1112-1	PHANTOM PPG1036-6 NAUTICAL STAR PPG1036-3

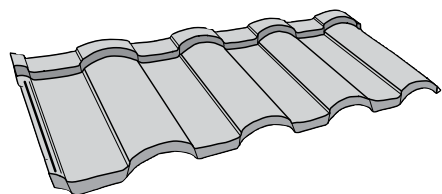
ROOF	BODY	ACCENTS
CHARCOAL -HD	SILVERY MOON PPG1029-1	MOMENTUM PPG1028-6 SMOKY SLATE PPG1028-4

ROOF	BODY	ACCENTS
CHARCOAL -HD	ANTIQUÉ WHITE PPG1024-2	COMMERCIAL WHITE PPG1025-1 CRACKED SLATE PPG1003-6

ROOF	BODY	ACCENTS
CHARCOAL	PEGASUS PPG1010-1	LIGHT SAGE PPG1124-4 GRAPE LEAVES PPG1124-7

ROOF	BODY	ACCENTS
CHARCOAL	CHEROKEE RED PPG13-02	ARIA PPG1001-2 FLAGSTONE PPG1001-4

The printed colors shown in this brochure may vary from actual available tile colors. Always use actual product samples for color selection.



# BARREL-VAULT Tile

SELECT COLOR COMBINATIONS

ROOF	BODY	ACCENTS
TIMBERWOOD	DIVERSION PPG1021-4	MIRROR MIRROR PPG1039-3 CABIN FEVER PPG1021-7

ROOF	BODY	ACCENTS
BARCLAY	ATRIUM WHITE PPG1020-1	GROUND COFFEE PPG1076-7 GOTTA HAVE IT PPG1076-3

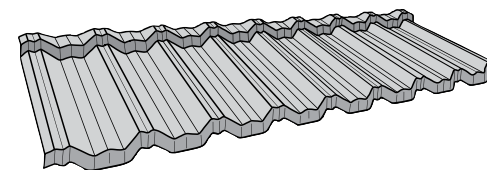
ROOF	BODY	ACCENTS
BARCELONA	CASUAL ELEGANCE PPG1075-3	POPPY PODS PPG1075-6 GYPSUM PPG1006-1

ROOF	BODY	ACCENTS
SUNSET GOLD	WATER CHESTNUT PPG1078-2	CHOCOLATE RIPPLE PPG1078-7 CARAMEL KISS PPG1083-6

ROOF	BODY	ACCENTS
DOVER*	PACIFIC PEARL PPG1011-1	FLAGSTONE PPG1001-4 BLACK MAGIC PPG1001-7

ROOF	BODY	ACCENTS
SPANISH RED	MOTHER OF PEARL PPG1100-1	WELCOME HOME PPG1092-5 MESA BEIGE PPG1092-2

ROOF	BODY	ACCENTS
CHARCOAL	DELICATE WHITE PPG1001-1	BLACKHEARTH PPG1003-7 SWEET SPICEBERRY PPG1059-7



# PACIFIC Tile

SELECT COLOR COMBINATIONS

ROOF	BODY	ACCENTS
SPANISH RED	HUSH PPG1004-3	DELICATE WHITE PPG1001-1 GO TO GRAY PPG1004-1

ROOF	BODY	ACCENTS
BARCLAY	LOOFAH PPG1094-2	POPPY PODS PPG1075-6 GYPSUM PPG1006-1

ROOF	BODY	ACCENTS
BARCLAY	EQUILIBRIUM PPG1003-4	FUDGE TRUFFLE PPG1075-7 SILVER FEATHER PPG1002-1

ROOF	BODY	ACCENTS
TIMBERWOOD	DUSKY DAWN PPG1005-1	GRAY SHADOWS PPG1005-3 ELEPHANT GRAY PPG1005-5

ROOF	BODY	ACCENTS
TIMBERWOOD	DESERT DUNE PPG1023-4	CLAM SHELL PPG1023-6 OATMEAL PPG1023-1

ROOF	BODY	ACCENTS
CHARCOAL	WHISKERS PPG1025-3	SHARKSKIN PPG1025-4 ANTIQUE MAHOGANY PPG16-08


ROOF	BODY	ACCENTS
CHARCOAL	SMOKE SCREEN PPG1038-4	BOTANY BEIGE PPG15-27 BEIGE TELLIN PPG15-31

\*Contact Customer Service to verify availability and confirm the FOB point.

The printed colors shown in this brochure may vary from actual available tile colors. Always use actual product samples for color selection.

# Boral Steel® Accessories

Boral Steel® offers a wide range of innovative accessories for all of its panel profiles. It is these simple yet well-designed parts and pieces that provide a perfect finish to any roof.



# Have you considered what is underneath your roof? **Boral Steel® Cool Roof System**



These components provide energy efficiency and give great return on your investment.




**Boral Steel® Stone Coated Panel**

Shown in PINE-CREST Shake Charcoal



**Boral® MetalSeal Underlayment**



**EBS Batten**



**Direct-to-Deck**



**Continuous Ridge Vent**

## Above-Sheathing Ventilation (ASV)

Hot air always rises and creates a natural convection effect. This allows the heated air to be exhausted through ventilation, which causes a continuous airflow across the roof deck. The result is a cooler attic and living space in the home.

No matter the install method, direct-to-deck or EBS battens, a Boral Steel® Stone Coated roof with ASV can help provide energy savings compared to asphalt shingles.

The Oak Ridge National Laboratory (ORNL) conducted a 12-month study on the effects of high IR pigments vs. metal roofs installed with an airspace\*. The study showed that EBS or ASV can reduce heat flow into a building by nearly 30%. This can lead to an increase in year-round energy efficiency by reducing heat gains during the summer and heat losses during the winter. These dramatic results prove Boral's ASV is just as important to achieving energy efficiency as reflective roofs.

*Hot air rises and is vented off the roof.*



**Boral® Elevated Batten System® (EBS)**



**Direct-to-Deck**

\*The complete report is available for download from our website [www.BoralRoof.com](http://www.BoralRoof.com), Resources, Technical Bulletins.

# Boral<sup>®</sup>STEEL

STONE COATED ROOFING

## ABOUT BORAL ROOFING

Boral Roofing LLC is a subsidiary of Boral USA and is the country's largest premium provider of complete roofing and re-roofing solutions for architects as well as commercial and residential builders. Boral Roofing operates manufacturing plants throughout the U.S.

## ABOUT BORAL NORTH AMERICA

Headquartered in Roswell, Georgia, Boral North America is a leader in key construction materials and building products markets with operations across the USA, Canada and Mexico. In 2017 Boral acquired Headwaters Incorporated, expanding Boral's product offering and manufacturing and distribution footprint across North America.

In building products, Boral manufactures and supplies cladding, roof tiles, windows and other light building products for residential and commercial markets nationally. Boral's manufactured stone veneer includes leading brands Cultured Stone<sup>®</sup> by Boral<sup>®</sup>, Boral Versetta Stone<sup>®</sup>, Eldorado Stone<sup>™</sup>, Dutch Quality Stone and StoneCraft. Boral's light building products portfolio includes Boral TruExterior<sup>®</sup> Siding & Trim – a pioneer of the innovative poly-ash category of exterior building products – as well as shutters, gable vents, mounting blocks and tool systems. In roofing, Boral is a leading manufacturer of clay and concrete roof tiles, and also produces composite polymer and stone-coated metal roof tiles.

## BORAL CUSTOMER SERVICE

**BoralRoof.com | 800.658.8004**

© 2021 Boral Roofing LLC BR123-5/21

